

quicktech
ENGINEERING AUS DEUTSCHLAND

TIGROUP

blue
technology

**CNC MACHINETOOLS
MANUFACTURING**



MiniMax




Total solution for engineering Integration



www.quicktech.com.tw

MiniMax 20i/25i

S-series offers the most efficient and cost-saving solution for mass production for 20/25mm complex parts, i.e medical parts, IT parts.




Feature:

- Machining in two spindles at the same time in a 5-axis Ø20/25mm machine
- Main and sub-spindle with built-in motors
- Mitsubishi M80 high-end controller
- Flexible tooling system

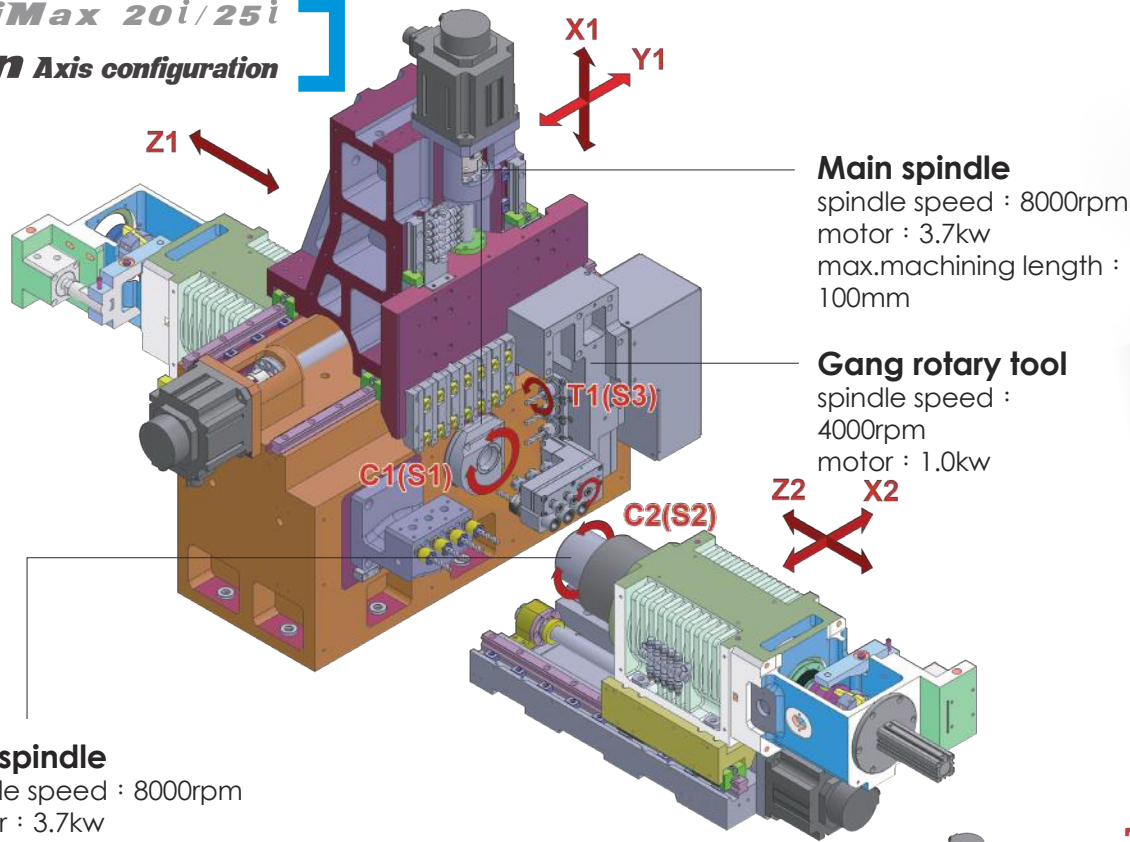
LINEAR GUIDEWAYS

The machine is equipped with high precision, HIWIN linear guideways.

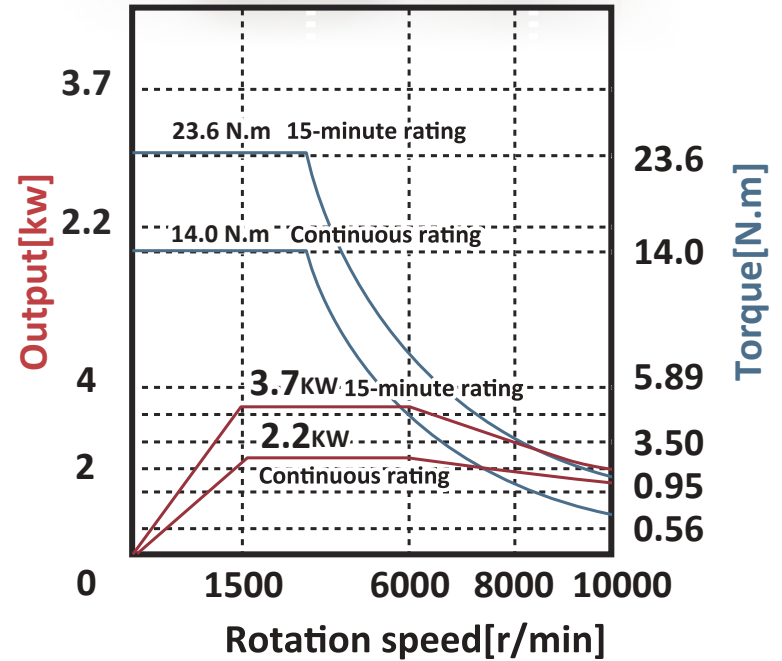
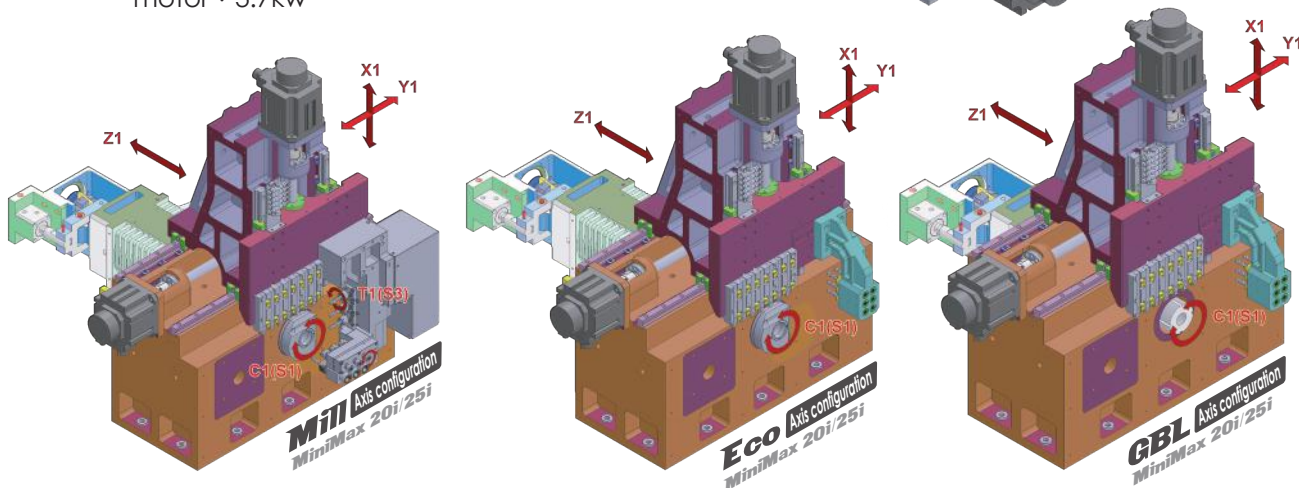
The use of 25mm rails throughout the machine increases stability and accuracy, and allows heavier cuts to be achieved.



MiniMax 20i/25i
Twin Axis configuration



Mitsubishi AC Servo 3.7 kw
Build-in spindle with **27** mm bore

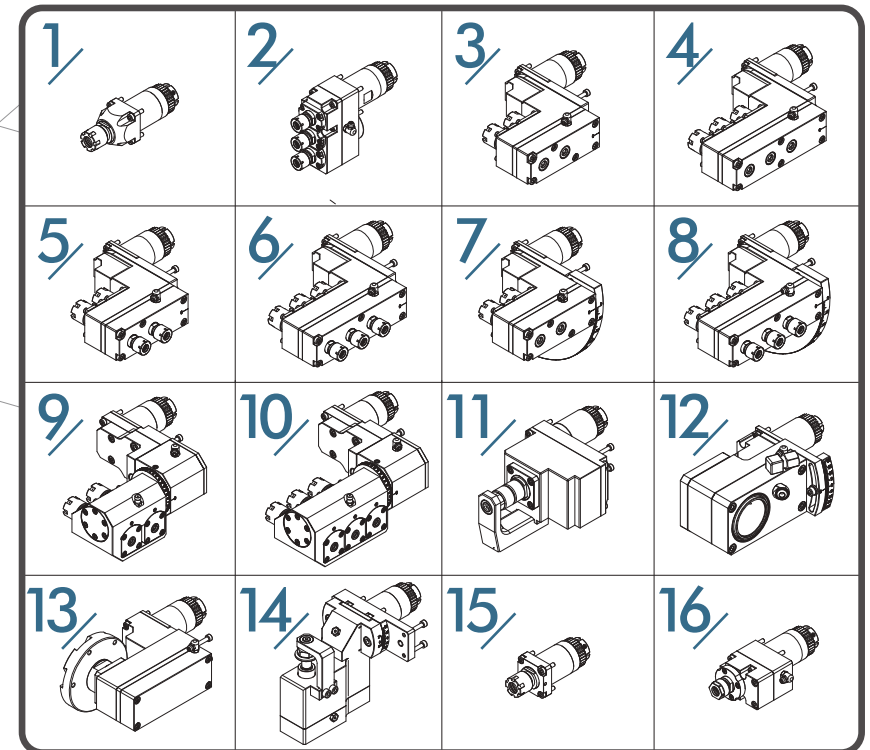
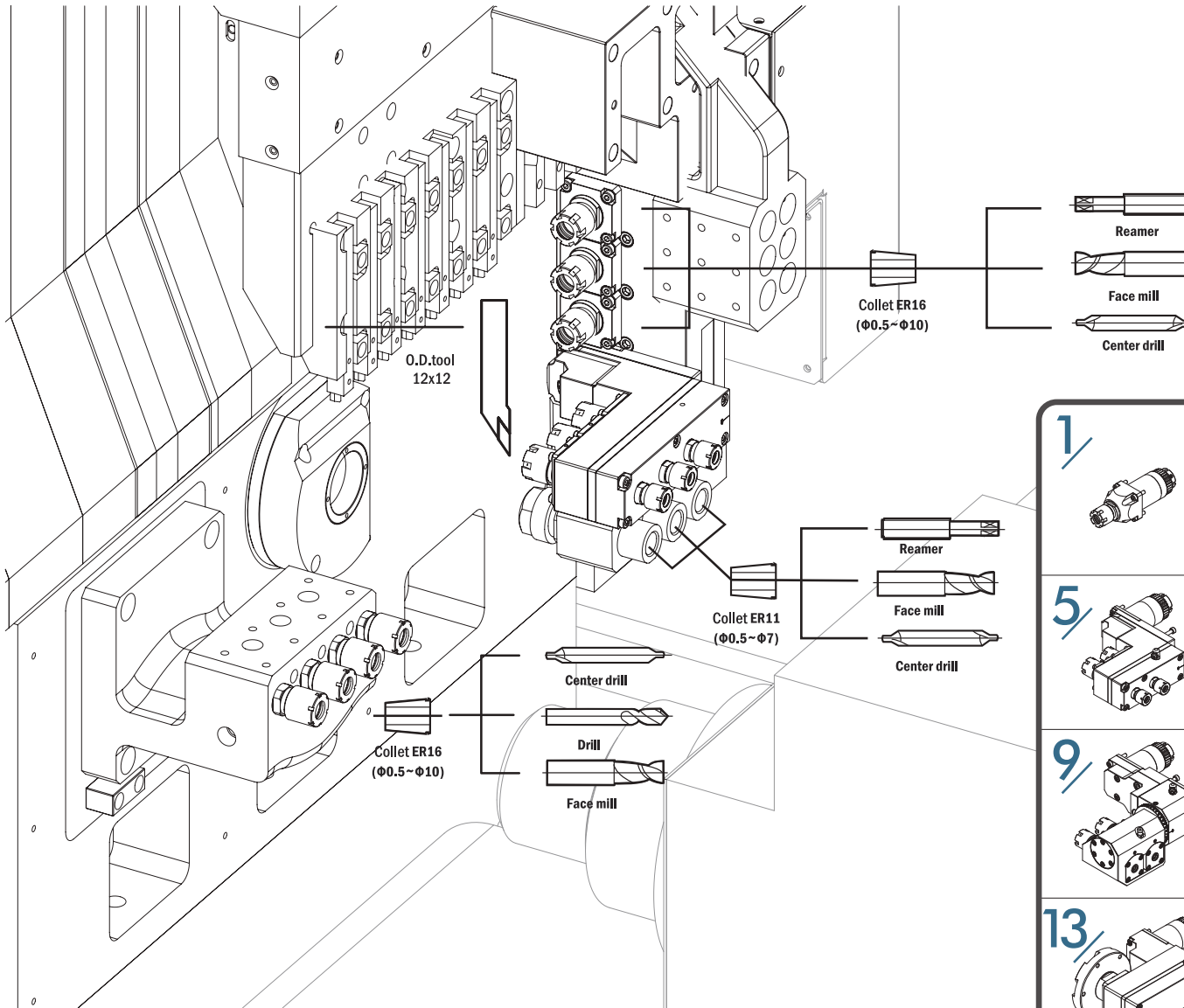


Tooling layout

The tooling block consists of extensive 12mm turning and drilling tools. Maximum tooling capacity of 26 tools allows fast chip to chip times as there is very little movement from one tool to the next.

In addition, to meet the demand to produce complex parts, motorized tools are also provided as optional.

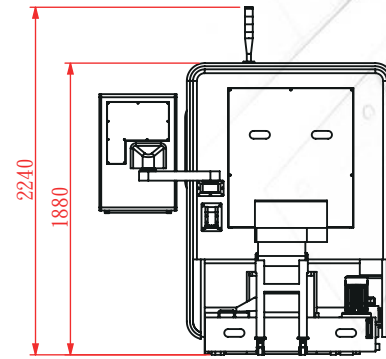
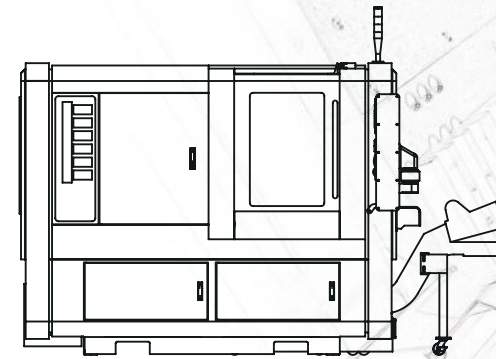
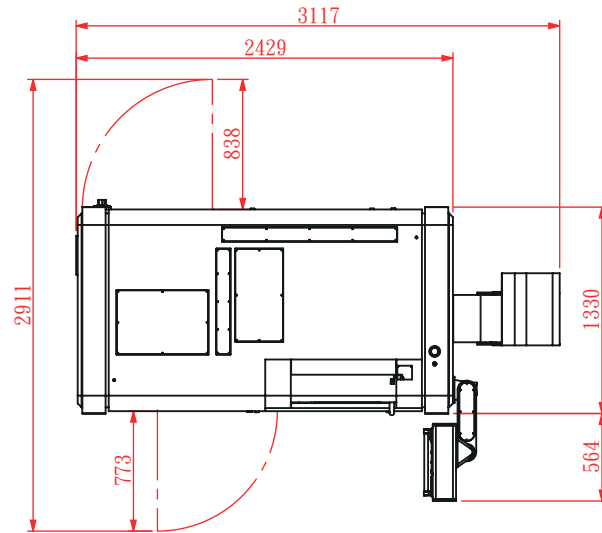
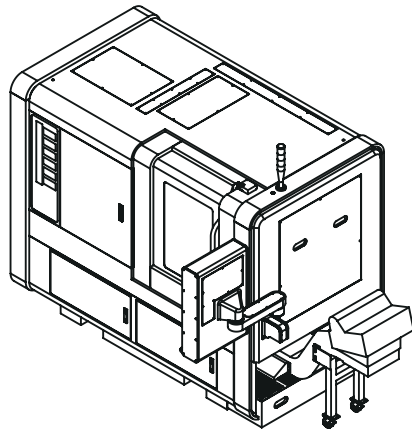
The standard milling head comprises of 9 live tools. Capacity is ER16 collet with 1.0 kw gear drive. The head may be fitted to 6 live tools if any complex milling.



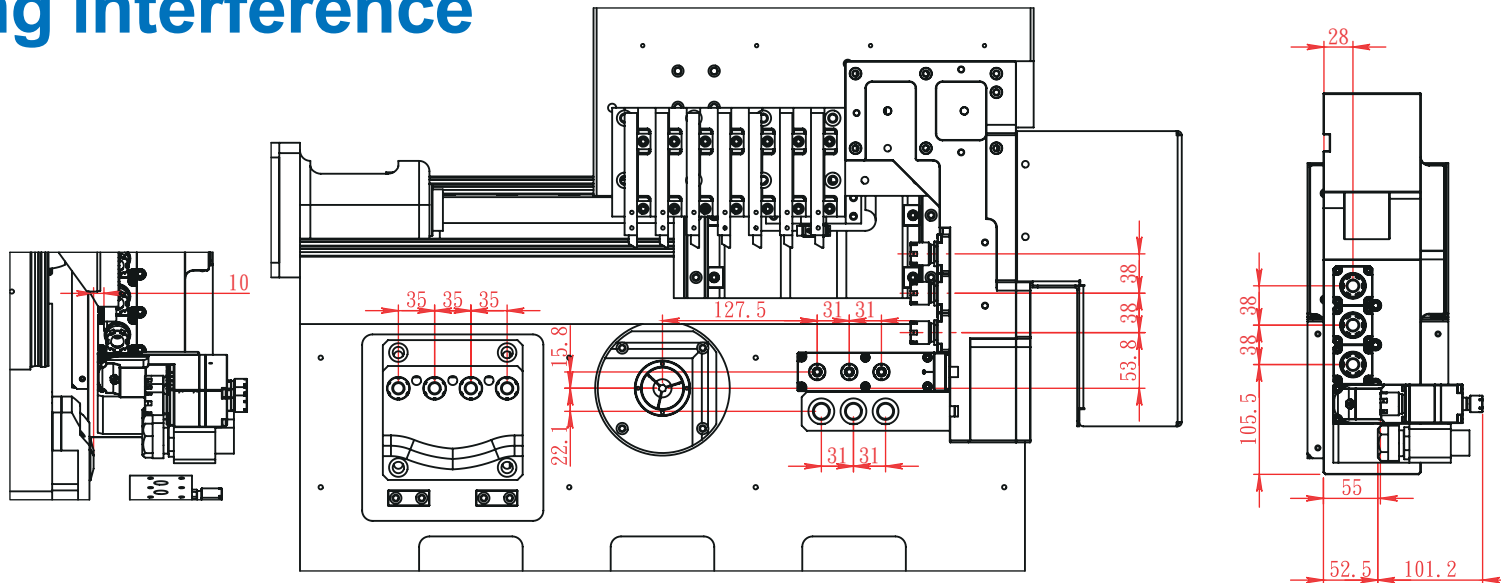
MiniMax 20i/25i



External view




Tooling interference



Specification

Machine Type		<i>MiniMax 20i /25i Twin</i>	<i>MiniMax 20i /25i Mill</i>	<i>MiniMax 20i /25i Eco</i>	<i>MiniMax 20i /25i GBL</i>
Mitsubishi Controller		M80	M80	M80	M80
Main Spindle Capacity	Max. Bar Working Dia.	20mm/25mm	20mm/25mm	20mm/25mm	20mm/25mm
	Max. Length for Front Ejection	100mm	100mm	100mm	100mm
	Chuck TYPE	SR-20R / SR-25R	SR-20R / SR-25R	SR-20R / SR-25R	SR-20R / SR-25R
	Main Spindle Bore	21mm/27mm	21mm/27mm	21mm/27mm	21mm/27mm
	Max. RPM.	8000rpm	8000rpm	8000rpm	8000rpm
	Guide Bush	○	○	○	△ (option)
Sub-spindle Capacity	Max. Bar Working Dia.	20mm/25mm	-	-	-
	Turning Length	30mm	-	-	-
	Chuck TYPE	SR-20R / SR-25R	-	-	-
	Sub-Spindle Bore	21mm/27mm	-	-	-
	Max. RPM.	8000 rpm	-	-	-
C Axis	Least Command Unit	0.001°	0.001°	-	-
	Positioning Accuracy	0.02°	0.02°	-	-
Motor	Main Spindle / Sub Spindle	3.7kw	3.7kw	3.7kw	3.7kw
	Axis	1.0kw	1.0kw	1.0kw	1.0kw
Travel & Feed	X1	160mm	160mm	160mm	160mm
	Y1	300mm	300mm	300mm	300mm
	Z1	100mm	100mm	100mm	100mm
	X2	300mm	-	-	-
	Z2	230mm	-	-	-
A.T.C System	OD Tools Main Spindle	7 (□12mm)	7 (□12mm)	7 (□12mm)	7 (□12mm)
	ID Tools Main Spindle	3 (φ20)	3 (φ20)	6 (φ20)	6 (φ20)
	ID Tools sub-spindle	3+4 (φ20mm,ER-16M)	-	-	-
Motorized Tool	No of Motorized Tools on main spindle	6 (ER-16M) (Axial x3 + Radial x3)	6 (ER-16M) (Axial x3 + Radial x3)	-	-
	No of Motorized Tools on sub- spindle	3 (ER-11M) (Axial x3)	-	-	-
	Max. RPM.	4000 rpm	4000 rpm	-	-
	Motor	1.0kw	1.0kw	-	-
Hydraulic System	Hydraulic Motor	1HP	1HP	1HP	1HP
	Hydraulic Pressure	50 kg/cm ²	50 kg/cm ²	50 kg/cm ²	50 kg/cm ²
	Tank Capacity	15L	15L	15L	15L
Lubrication	Lubricant Pump	25W	25W	25W	25W
	Max. Pressure	15 kg/cm ²	15 kg/cm ²	15 kg/cm ²	15 kg/cm ²
	Capacity	2 L	2 L	2 L	2 L
Coolant System	Hydraulic Pump	5~7 Bar, 75L/min	5~7 Bar, 75L/min	5~7 Bar, 75L/min	5~7 Bar, 75L/min
	Coolant Tank Capacity	110L	110L	110L	110L
Machine Size	Length/ Width/ Height	3100(2500)x1500x1950	3100(2500)x1500x1950	3100(2500)x1500x1950	3100(2500)x1500x1950
	Weight	2000 kg	2000 kg	2000 kg	2000 kg



the art of turning



quicktech MEMBER OF
ENGINEERING AUS DEUTSCHLAND **TT GROUP**

Quick-TECH Machinery Co., Ltd. | <http://www.quicktech.com.tw> | e-mail: inquiry@quicktech.com.tw

709 No.35 Keji 1st Road Tainan City, Taiwan, R.O.C

Tel-No : +886-6-3841155 Fax-No : +886-6-3841177

